

LAWYERS  
TRUST FUND  
*of* ILLINOIS

Legal Aid  
Grantees &  
Services

March 1, 2024

---

**The Lawyers Trust Fund’s mission is “to support the provision of civil legal services to low-income Illinois residents throughout the state in an efficient, effective, and equitable manner.”**

---

# Introduction

## About the Lawyers Trust Fund

The Lawyers Trust Fund of Illinois (LTF) is a charitable foundation established in 1983 to support not-for-profit organizations that provide legal aid services to low-income individuals and families. The Lawyers Trust Fund’s revenue comes from three sources created under the authority of the Supreme Court of Illinois: the Interest on Lawyers’ Trust Accounts (IOLTA) program, a legal aid fee assessed on Illinois lawyers as part of the annual attorney registration process, and unidentified funds in IOLTA accounts.

The grants made by LTF each year help legal aid organizations that collectively form a safety net for tens of thousands of low-income Illinoisans who face serious civil legal problems, cannot afford to hire an attorney, and have nowhere else to turn.

## Purpose of this Report

This report provides an overview of LTF’s 2024 grantees and the services they provide. It is intended to highlight the scope and nature of that work, as well as important information about staff, governing boards, and funding sources.

This report will be updated on an annual basis.

## A Note on the Data

The information in this report is derived mainly from grant applications submitted by legal aid organizations to the Lawyers Trust Fund in September 2023. These applications formed the basis of LTF’s grant awards for calendar year 2024. Most of the data submitted is for the period July 1, 2022 – June 30, 2023. The data is reported in the aggregate for all 49 of LTF’s 2024 grantees.

# LTF Grantees: 2024

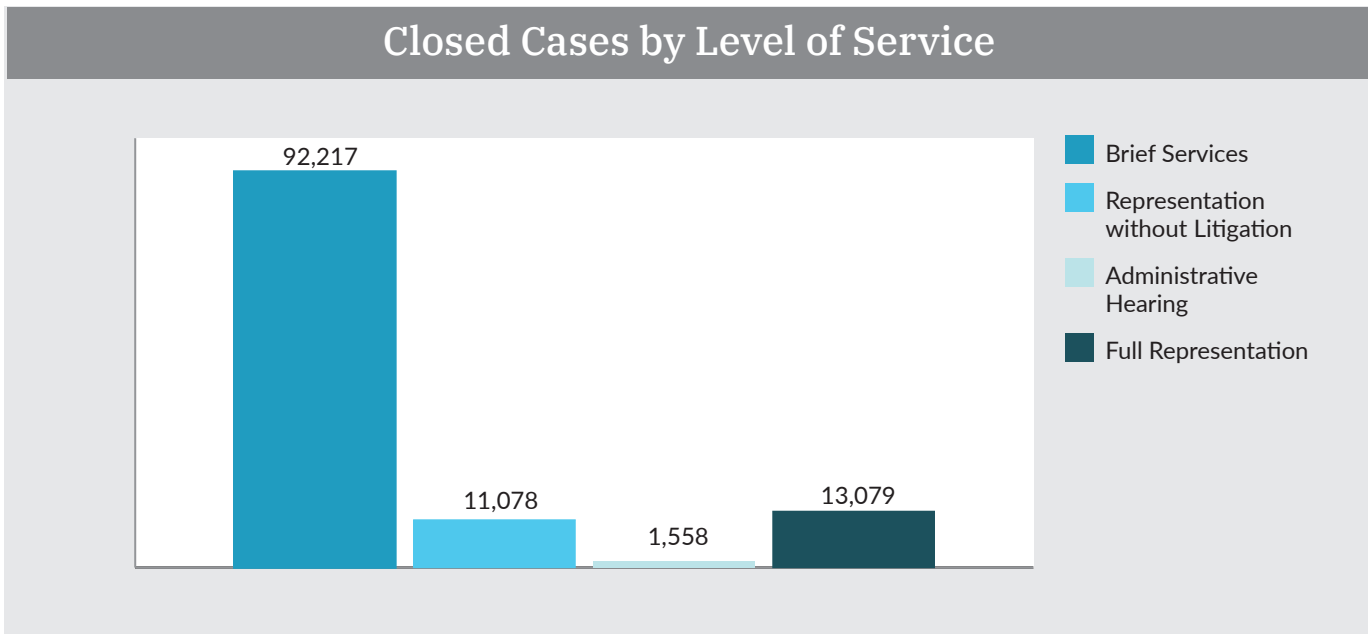
The information in this report is based on data submitted by the organizations listed below in their applications for calendar year 2024 funding from LTF. For more information about the programs' locations, a description of their services, and the amount of their grants, [please visit the LTF website](#).

- Access Living
- Ascend Justice
- Cabrini Green Legal Aid
- CARPLS Legal Aid
- Center for Disability & Elder Law
- Chicago Advocate Legal NFP
- Chicago Alliance Against Sexual Exploitation
- Chicago Coalition for the Homeless
- Chicago House & Social Service Agency
- Chicago Lawyers' Committee for Civil Rights
- Chicago Volunteer Legal Services
- Chicago Workers Collaborative
- Children's Legal Center
- Chinese American Service League
- CJE SeniorLife
- DePaul University College of Law Asylum & Immigration Clinic
- DuPage Legal Aid
- Equip for Equality
- Erie Neighborhood House
- Greater Chicago Legal Clinic
- Illinois Equal Justice Foundation
- Illinois Legal Aid Online
- Immigration Project
- Indo-American Center
- James B. Moran Center for Youth Advocacy
- Ladder Up
- Land of Lincoln Legal Aid
- Law Center for Better Housing
- Legal Aid Chicago
- Legal Aid Society of Metropolitan Family Services
- Legal Council for Health Justice
- Life Span Center for Legal Services & Advocacy
- Loyola University Chicago School of Law Health Justice Project Clinic
- National Immigrant Justice Center
- North Suburban Legal Aid Clinic
- Northern Illinois Justice for Our Neighbors
- Prairie State Legal Services
- Public Interest Law Initiative
- Raise the Floor Alliance
- Southern Illinois University School of Law Legal Clinic
- Spanish Community Center
- Syrian Community Network
- The Resurrection Project
- The Village Legal & Community Project
- Uptown People's Law Center
- Valley Immigrant Advocates
- Westside Justice Center
- World Relief Chicagoland
- Young Center for Immigrant Children's Rights

# Case and Client Information

## Closed Cases/Levels of Service

The Lawyers Trust Fund's 49 legal aid grantees closed a total of **117,932** cases from July 1, 2022 – June 30, 2023. The scope of the service provided in these cases is reflected in the chart below. *(For definitions of the various levels of service, follow [this link](#).)*



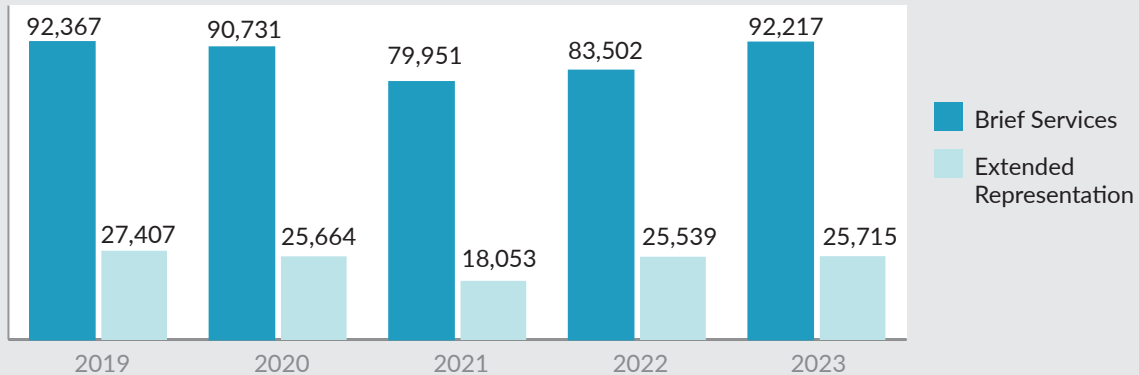
## Open Cases

As of June 30, 2023, LTF grantees reported a total of **41,424** open or pending cases.

## Trend Data: Closed Cases by Level of Service

The chart below shows the number of closed cases by level of service over the past five years. While total closed cases declined in 2021 due to the COVID pandemic, they began to recover in 2022. By 2023, the number of both brief service and extended representation cases (comprised of administrative hearings, representation without litigation, and full representation) had returned to pre-pandemic levels.

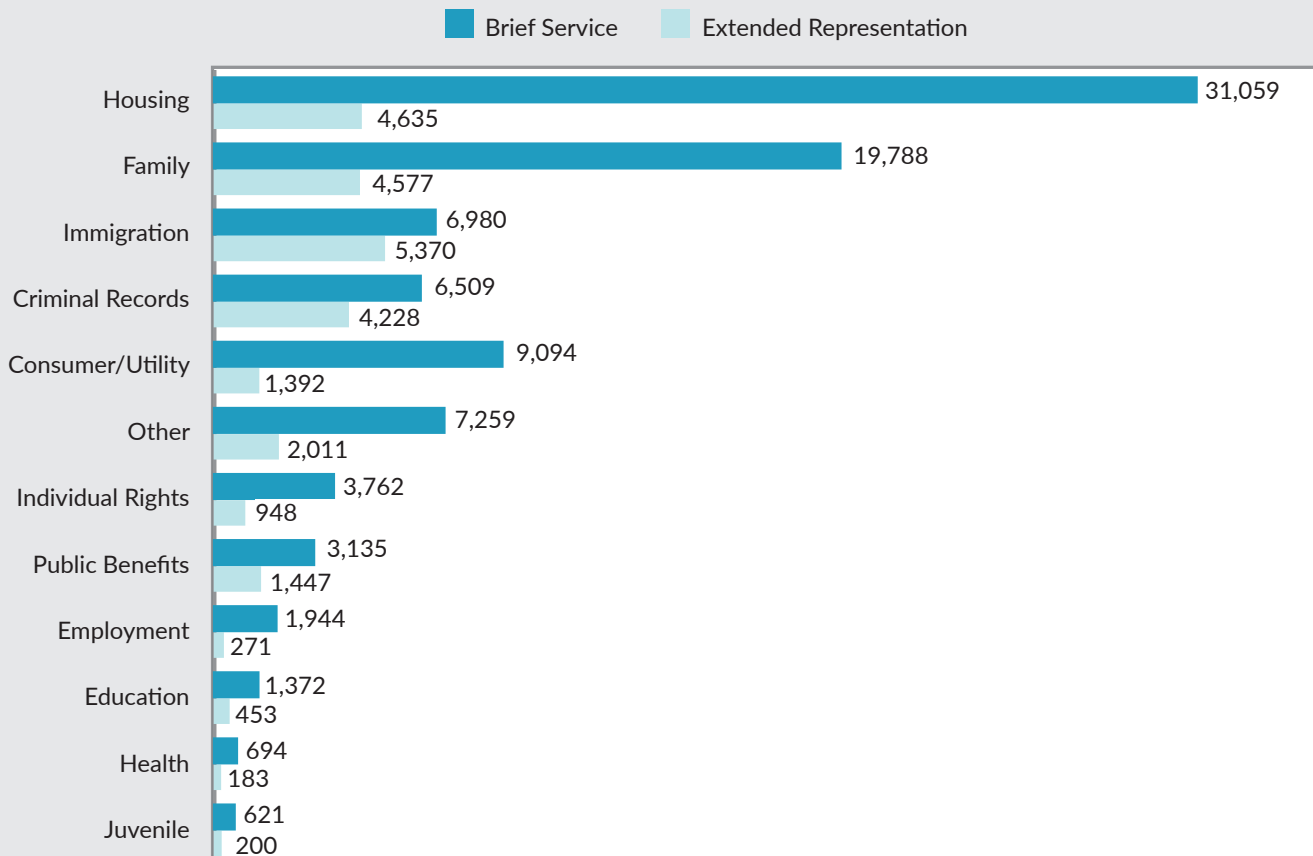
## Closed Cases Over Past 5 Years



## Closed Cases by Category of Law

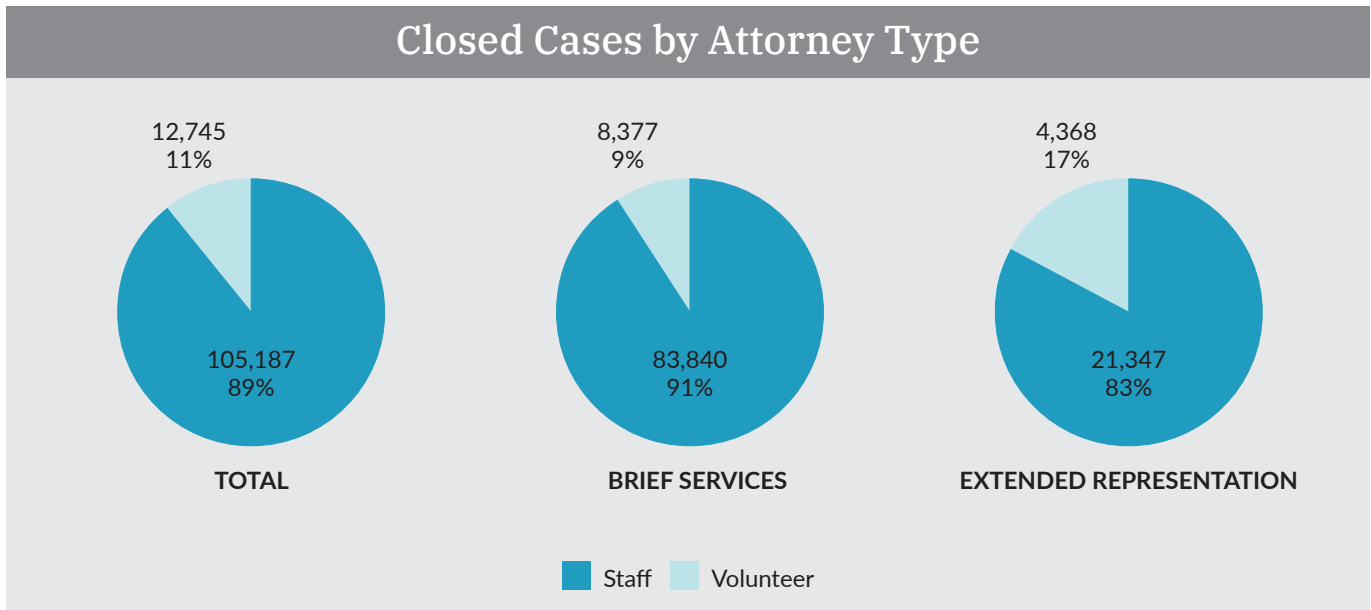
Legal aid organizations funded by LTF provide services in a wide range of case types related to issues involving access to shelter, safety, family stability, and other critical needs. These cases are grouped into the general categories in the chart below. (For definitions of the various categories of law, follow [this link](#).)

## Closed Cases by Category of Law




## Staff & Pro Bono Services

Many LTF grantees rely on generous contributions of time and expertise by volunteer attorneys to help provide pro bono legal services to clients. The following charts show the number and percentage of closed cases handled by volunteer attorneys and staff attorneys for the period July 1, 2022 – June 30, 2023.

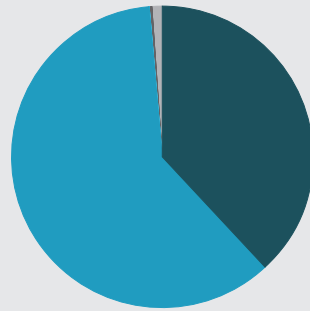


## Client Demographics

The Lawyers Trust Fund’s mission includes supporting the provision of legal aid services in an equitable manner. Consequently, LTF collects data on the demographic characteristics of the clients served by its grantees, as reflected in the charts below.

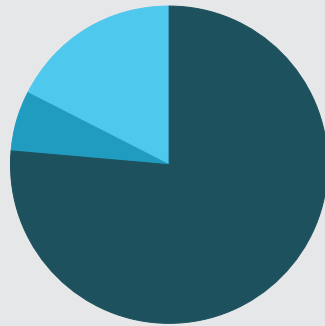


## Client Gender Identity



Cis Man	39,058	38%
Cis Woman	61,782	61%
Non-Binary / Non-Conforming	223	<1%
Trans Man	68	<1%
Trans Woman	186	<1%
Gender identity not listed	907	1%

## Client Age



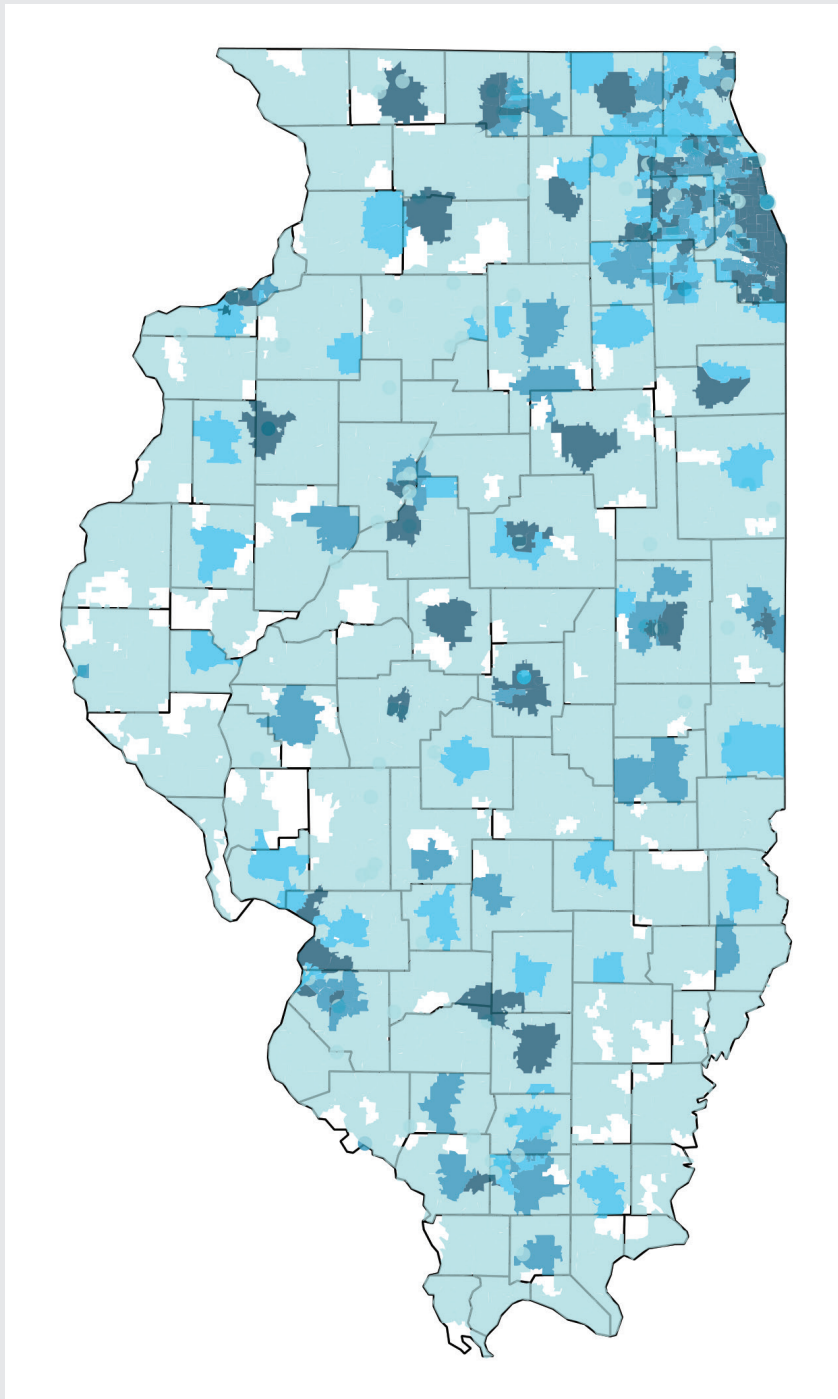
Adults	78,662	77%
Children / Youth	6,289	6%
Seniors	17,905	17%

LTF also invited programs to report voluntarily on clients' disability identities. Among the LTF grantee programs that submitted data regarding disability identity, 38% of their clients identified as having one or more disabilities.

## Geographic Distribution of Legal Aid Services

As a statewide funder of legal aid services, LTF collects information about the geographic distribution of the services provided by its grantees. Legal aid programs use a wide variety of methods (e.g., telephone hotlines, online intake, internet-based legal information, on-site clinics at community partner agencies) to ensure that people in all areas of the state have access to help. The following maps show the geographic distribution of services provided from July 1, 2022 – June 30, 2023.

# State of Illinois

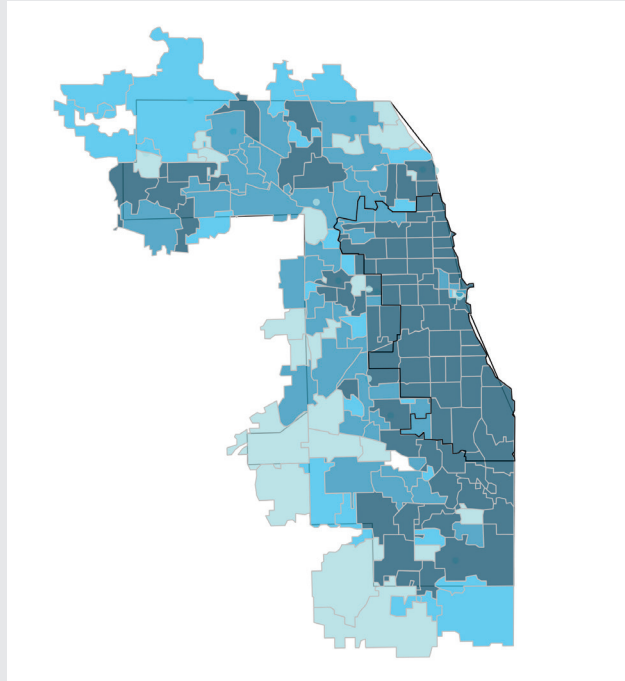


## Clients Served by Zip Code

- 1-50
- 51-100
- 101-200
- More than 200



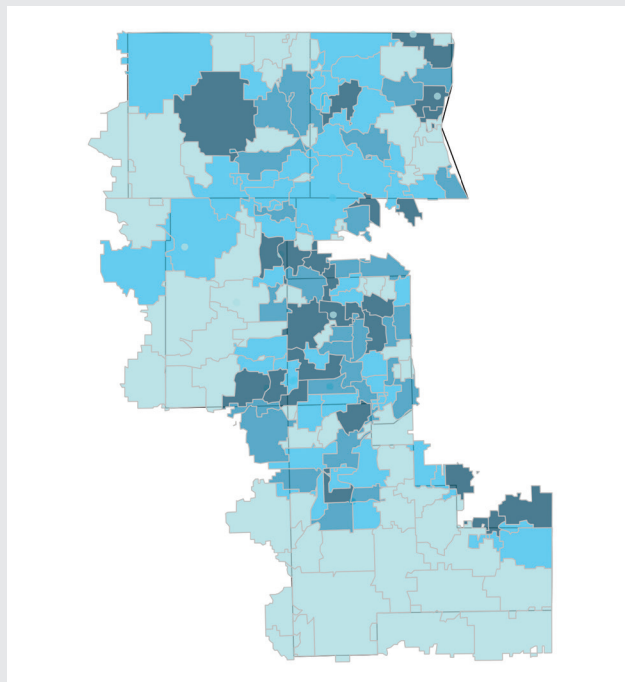
## Cook County



### Clients Served by Zip Code

- 1-50
- 51-100
- 101-200
- More than 200

## Collar Counties



### Clients Served by Zip Code

- 1-50
- 51-100
- 101-200
- More than 200

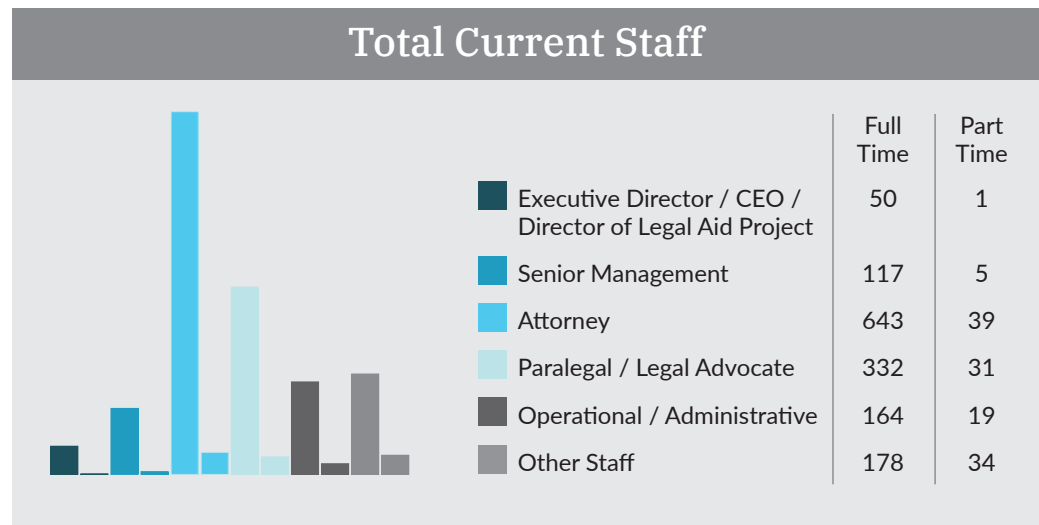
# Data On Legal Aid Organizations

## Legal Aid Budgets

The 49 legal aid organizations funded by LTF had budgets totaling **\$160,869,496** for the period July 1, 2022 – June 30, 2023.

## Legal Aid Staff

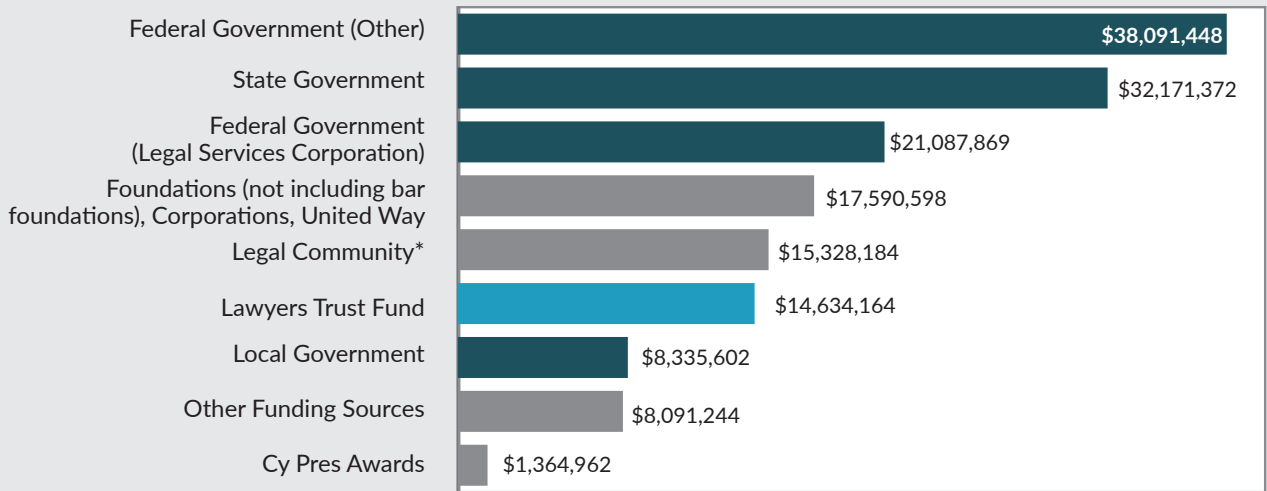
LTF grantees employed 1,612 total staff members as of June 30, 2023, including 1,484 full-time staff members and 129 part-time staff members. Of this total, 1,044 (973 full-time and 71 part-time) were attorneys or paralegals/advocates engaged in direct client service. It is important to note that in many – especially smaller – organizations, individuals serving as executive/project directors or senior management staff are also engaged in advising and representing clients.



## Legal Aid Revenue

LTF’s 49 grantees reported total revenues of **\$156,695,443** for the period July 1, 2022 – June 30, 2023. Sixty-four percent of that funding was from public sources, including grants and contracts from local governments, the State of Illinois, and the federal government, including the Legal Services Corporation. The chart below breaks down the sources of funding in more detail.

## Sector-Wide Organizational Revenue by Source

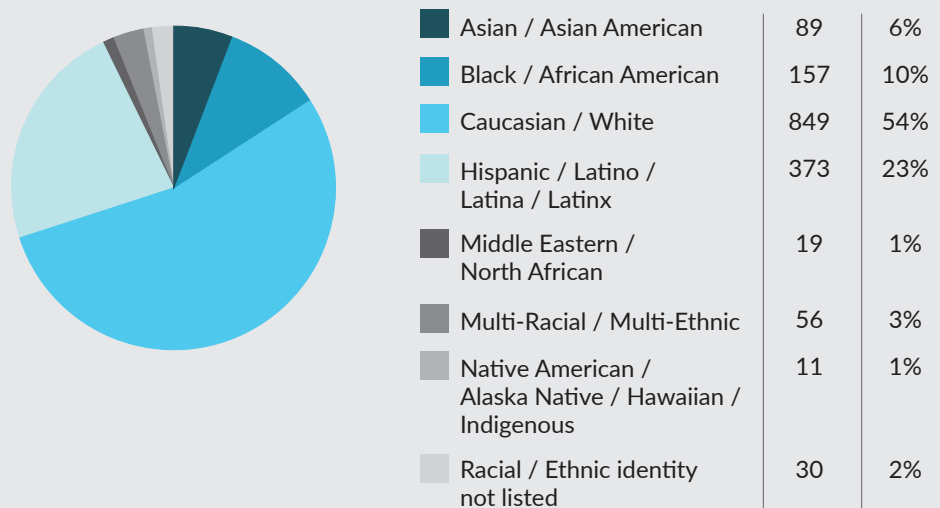


\*Includes financial contributions from law firms, bar foundations, bar associations, and individual donors. Does not include the \$95 annual registration fee paid by Illinois attorneys and administered by the Lawyers Trust Fund. Also does not include the value of pro bono services contributed by lawyers.

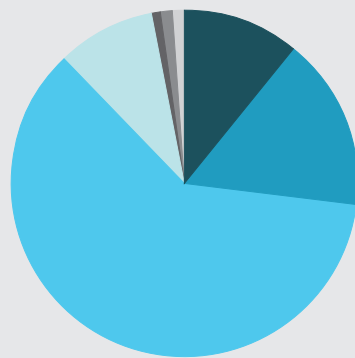
## Staff and Board Demographics

The Lawyers Trust Fund and its grantees recognize that diversity is a fundamental building block of a healthy, sustainable, and effective organization. Consequently, LTF collects data regarding the demographic composition of its grantees' staff members and governing boards, as reflected in the charts below.

### Staff Race and Ethnicity

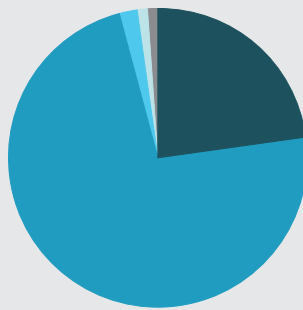


## Board Members – Race and Ethnicity



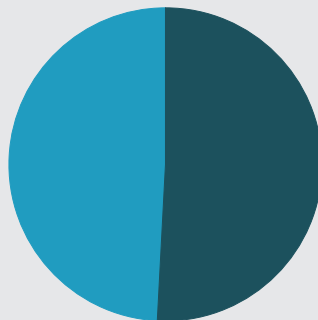
Asian / Asian American	91	11%
Black / African American	129	16%
Caucasian / White	490	61%
Hispanic / Latino / Latina / Latinx	71	9%
Middle Eastern / North African	10	1%
Multi-Racial / Multi-Ethnic	10	1%
Native American / Alaska Native / Hawaiian / Indigenous	1	<1%
Racial / Ethnic identity not listed	3	1%

## Staff Gender Identity



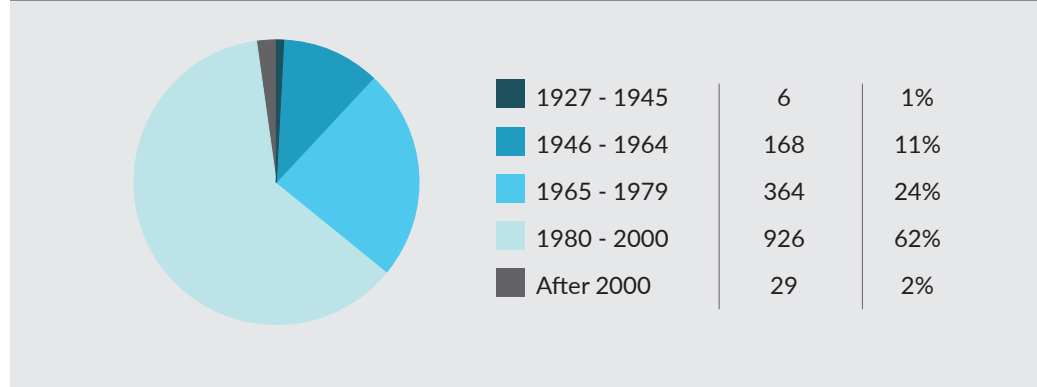
Cis Man	282	23%
Cis Woman	877	73%
Non-Binary / Non-Conforming	29	2%
Trans Man	5	1%
Trans Woman	1	<1%
Gender identity not listed	12	1%

## Board Members – Gender Identity



Cis Man	416	51%
Cis Woman	399	49%

## Staff by Birth Year



LTF also invited programs to report voluntarily on staff members' disability and sexual orientation identities. Among staff of the LTF grantees that reported data regarding these demographic categories:

- 16% of legal aid staff members identified as having one or more disabilities;
- 81% of legal aid staff members identified as straight, 7% as gay/lesbian, 7% as a sexual orientation identity not listed, and 5% as bisexual.

## Demographic Profile of Legal Aid Leaders

Leaders of LTF-funded legal aid programs (both executive directors / chief executive officers of their legal aid organizations, as well as the directors of the legal aid projects at larger social service agencies) were:

- 71% Caucasian/White, 15% Hispanic/Latino/Latina/Latinx, 8% Black/African American, 4% Asian/Asian American, and 2% Multi-Racial/Multi-Ethnic;
- 67% cis women, 31% cis men, and 2% a gender identity not listed;
- 2% born between 1927 and 1945, 24% born between 1946 and 1964, 46% born between 1965 and 1979, and 28% born between 1980 and 2000.

## Demographic Profile of Legal Aid Lawyers

Of all legal aid lawyers at LTF-funded programs, including both staff/senior staff attorneys and supervising/managing attorneys:

- 69% are Caucasian/White, 13% are Hispanic/Latino/Latina/Latinx, 7% are Black/African American, 5% are Asian/Asian American, 4% are Multi-Racial/Multi-Ethnic, 2% are of a race/ethnicity not listed, 1% are Middle Eastern/North African, and <1% are Native American/Alaska Native/Hawaiian/Indigenous;
- 68% are cis women, 28% are cis men, and 3% are trans, non-binary, or a gender identity not listed;
- 10% were born between 1946 and 1964, 23% were born between 1965 and 1979, and 67% were born between 1980 and 2000.

LAWYERS  
TRUST FUND  
*of* ILLINOIS

65 East Wacker Place  
Suite 1900  
Chicago, IL 60601  
312-938-2906  
[lwf.org](http://lwf.org)